

# Tentative Program

16<sup>th</sup> International Conference on  
**Clinical and Experimental Ophthalmology**

September 18-20, 2017 Zurich, Switzerland



Interactive  
Sessions

Keynote  
Lectures

Plenary  
Lectures

Workshops

Exhibitors

B2B  
Meetings

**\*\*\*For available speaker slots\*\*\***

[ophthalmology@ophthalmologyconferences.com](mailto:ophthalmology@ophthalmologyconferences.com)

16<sup>th</sup> International Conference on

# Clinical and Experimental Ophthalmology

September 18-20, 2017 Zurich, Switzerland

## Program at A Glance

### Day 1

Morning Sessions	Reception/Registration		
		Time	General Session
			Inaugural Address
	Keynote/Plenary Talks		Keynote 1
			Keynote 2
			Keynote Slot Available
			Panel Discussions/Group Photo
			Coffee/Tea Break (Networking)
			Clinical Ophthalmology
			Speakers Slots Available
Evening Sessions			Lunch Break
			Teaching Course
			Coffee/Tea Break 15.30-15.45 (Networking)
			Retina & Retinal Disorders

### Day 2

Morning Sessions		Time	Session 1	Session 2
			Keynote Forum	Cornea & Corneal Disease
			Coffee/Tea Break (Networking)	
			Ophthalmology Surgery	Pediatric Ophthalmology
			Speakers Slots Available	
			Lunch Break	
			Glaucoma: Visual Field Loss	Cataract
			Coffee/Tea Break 15.05-15.20 (Networking)	
Evening Sessions			Neuro-Ophthalmology	Ophthalmic Novel Approaches

### Day 3

Morning Sessions		Time	Session 1	Session 2
			Young Research Forum	Ophthalmology Practices
			Coffee/Tea Break (Networking)	
			Ocular Microbiology & Immunology	Ophthalmic Research & Drug Delivery
			Speakers Slots Available	
			Lunch Break	
			Optometry & Vision Science	The Science of Orthoptics
			Awards & Closing Ceremony	

NOTE: Program Shedule is subject to change with final allotment of the speaker slots

# 16<sup>th</sup> International Conference on Clinical and Experimental Ophthalmology

September 18-20, 2017 Zurich, Switzerland

Venue: Hilton Zurich Airport

## FEATURED SPEAKERS

**Title:** *Long-term results of Accelerated Transepithelial Cross-linking for Keratoconus with Osmotic Riboflavin Solution (ParaCel™)*

**Roberto Pinelli**, SERI, Switzerland

**Title:** *Ophthalmologic Biomarkers in Pediatric Psychiatric Diseases*

**Joan Brat**, Hospital Sant Joan de Deu de Barcelona, Spain

**Title:** *Microinvasive Glaucoma Surgery (MIGS)*

**Babak Eliassi-Rad**, Boston University School of Medicine/Boston Medical Center, USA

**Title:** *Innovations in Oculoplasty*

**Hemant Mehta**, Gwynedd Hospital, UK

**Title:** *Design of a TRPM8 Agonist to Treat Ocular Discomfort*

**Edward T. Wei**, USA

**Title:** *Imposters of Glaucoma*

**C. Richard Blake**, University of Florida School of Medicine, USA

**Title:** *Bilateral OFTALMOPLÉJIA, a patient with Neuroborerelosis: Case report*

**Jorge Garduño-Vieyra**, Instituto Oftalmológico Privado, Mexico

**Title:** *The study of interaction of terahertz radiation with the cornea in experiment in vivo*

**Alexander G. Zabolotniy**, Kuban State Medical University, Russia

**Title:** *IOFB (Believe it or NOT !!!)*

**Ashraf Armia**, Al Watany Eye Hospital, Egypt

**Title:** *Uveitis: - How far we are?*

**Sultan AL-Zaaidi**, Prince Sultan Military Medical City, Saudi Arabia

**Title:** *Peters' Anomaly and The Clinical Implications of Rare Genetic Ocular Diseases on the Patient*

**Robert W. Sault**, Kelowna General Hospital, Canada

**Title:** *Morphological changes of corneal nerve fibres associated with diabetich retinopathy*

**Alina Aligera**, Riga Eastern University Hospital, Latvia

**Title:** *Trabeculectomy with a collagen implant, Igen*

**Ana Sanseau**, Argentina

**Title:** *New treatment with Plasma Exeresis for non- surgical blepharoplasty*

**Tsioumas G. Sotiris**, Diagnostic Clinic and Aesthetic Surgery Ophthalmology, Greece

**Special session on "Contact Lens Friction"**

**Samuele G.P. Tosatti**, SuSoS AG, Switzerland

**Title:** Retinal vascular net and parameters of oxidative stress in patients with diabetes mellitus type II

**Sonja Cekic**, *Clinic for Eye diseases, Clinic Centre Niš, Medical Faculty University of Niš Serbia*

**Title:** A contact lens wear related with a limbal stem cell deficiency

**Ana Kedeva-Petrova**, *City Hospital, Skopje - R.Macedonia*

**Title:** Treatment results of extensive retinal ischemia and macular oedema in a case of idiopathic Frosted Branch Ang

**Arjeta Grezda**, *University Hospital Center "Mother Teresa", Tirana, Albania*

**\*\*\*Speaker slots available\*\*\***

### Special Teaching Course

Teaching Course on Primary Retinal Detachment:

Diagnostics, Options for Repair and their Comparison. Quiz of Retinal Detachments

By Prof. Ingrid Kreissig MD, Prof. h.c., University of Mannheim - Heidelberg, Germany

**Moderators:** Ingrid Kreissig, Germany

#### 1. DIAGNOSTICS OF RETINAL DETACHMENTS

**Title:** The 4 Rules to find the primary break

**Ingrid Kreissig**, *University of Mannheim - Heidelberg, Germany*

**Title:** Ambulatory binocular occlusion: Retinal detachment, vitreous hemorrhage

#### 2. MINIMAL SCLERAL BUCKLING WITHOUT DRAINAGE

**Title:** Surgical technique of segm. buckling (video), optimal tamponade of break, complications, long-term anatomic and functional results

**Title:** Diff. diagnosis of residual fluid

#### 3. INTRAOCULAR GAS-OP

**Title:** Pneumatic retinopexy for uncomplicated detachments

#### 4. MAXIMAL SCLERAL BUCKLING WITH DRAINAGE + I.O. INJECTION

**Title:** Circular buckle +/- segm. buckle+ drainage: Evolution, complications, long-term results

#### 5. VITRECTOMY

**Title:** Primary vitrectomy: Indications, complications, results

#### 6. MINIMAL SCLERAL BUCKLING

**Title:** Reoperation: The 4 Rules to find the undetected break

**Title:** How to minimize risk of PVR

#### 7. COMPARISON OF PRESENT TECHNIQUES FOR DETACHMENT

**Title:** Pneumatic retinopexy vs. minimal segmental scleral buckling vs. extensive scleral buckling vs. prim. ppv: morbidity, economic implications

#### 8. QUIZ: PRESENTATION OF RETINAL DETACHMENTS FOR DISCUSSION

**Group Photo**

**Title:** Bilateral periorbital necrotizing fasciitis: case report  
**Fabio H L Leonardo**, *Faculty of Medicine of ABC (FMABC), Brazil*

**Title:** *Aqueous Inflammatory Model in Open Angle Glaucoma*  
**Anca Pantalon**, *"Sf. Spiridon" University Hospital, Romania*

**Title:** *Cyclosporine A 1% for the treatment of moderate and severe dry eye syndrome*  
**Alejandra Mendivelso**, *La Salle University, Colombia*

**Title:** *To compare the outcomes of accelerated corneal collagen crosslinking (CXL) and conventional corneal CXL*  
**Blerina Kambo**, *Private practice, Laser Eye Clinic, Albania*

**Title:** *How to prevent cystoid macular edema after cataract surgery?*  
**Alejandro Rodolfo Allocco**, *Instituto Santa Lucía Paraná, Argentina*

**Title:** *Cataract Management: - What is the Win-Win?*  
**Sultan AL-Zaaidi**, *Prince Sultan Military Medical City, Saudi Arabia*

**Title:** *Subconjunctival Bevacizumab versus Mitomycin C adjunctive to trabeculectomy in primary open angle*  
**Islam Goda**, *Assiut University, Egypt*

**Title:** *Issues on availability of anti retroviral treatment in Africa: short review of the literature from a case of cytomegalovirus chorioretinitis*  
**Pepin Williams Atipo-Tsiba**, *Marien Ngouabi University, Congo*

**Title:** *Improvement of Visual Field following successful Trabeculectomy is related to Preoperative Mean Deviation*  
**Magdalene Yin Lin Ting**, *University of Cambridge, UK*

**Title:** *Home self-monitoring of intraocular pressure using the ICare Home Rebound Tonometer*  
**Jeanne J Ogle**, *Tan Tock Seng Hospital, Singapore*

**Title:** *Cataract/Vitrectomy, Phaco free, using reusable systems*  
**Jorge Garduño-Vieyra**, *Instituto Oftalmológico Privado, Mexico*

**Title:** *Versatility of the innovative myo-tarsal flap for reconstruction of lower eyelid*  
**Hemant Mehta**, *Gwynedd Hospital, UK*

**Title:** *Comparison of ranibizumab in monotherapy versus association with intravitreal dexamethasone in diabetic macular oedema*  
**Zuzana SCHLEGEL**, *Laser Vision Schlegel, Republic Island*

**Title:** *Anterior lens capsule to enhance phacotrabeculectomy*  
**Sabitabh Kumar**, *University College of Medical Sciences & Guru Teg Bahadur Hospital, India*

**Title:** *Potbelly Dancing Cataract (Imagination versus reality)*  
**Ashraf Armia**, *Al Watany Eye Hospital, Egypt*

**Title:** *Visual and ocular health profile of children from two centro de desarrollo infantil from pereira, Colombia*  
**Mónica Marlene Márquez**, *Fundación Universitaria del Área Andina, Colombia*

**Title:** *When corneal crosslinkage additionally “and dramatically” improves the visual acuity; A pleasant surprise!*

**Rawya Abdelhadi Diab**, Sudan Eye Hospital, Sudan

**Title:** *Has the Tablet Perimetry arrived? Visual Fields Easy App versus Humphrey Field Analyser in glaucoma patients*

**Roopjit Kaur Sahi**, India

**Title:** *Role of Simulation Training in Ophthalmology: A Systematic Review of the Latest Developments*

**Farida Hassan**, Queen Mary University of London, UK

**Title:** *Dealing with ocular trauma by a multimodality approach*

**Nidhi Panwar**, Sir Ganga Ram Hospital, New Delhi, India

**Title:** *Optic atrophy and paraplegia related to Leber’s disease*

**Pepin Williams Atipo-Tsiba**, Marien Ngouabi University, Congo

**Title:** *In-and-out suture technique for IOL scleral fixation*

**Young Keun Han**, Seoul Municipal Government-Seoul National University Boramae Medical Center, South Korea

**Title:** *Assessment of visual acuity in children*

**Mónica Marlene Márquez**, Fundación Universitaria del Área Andina, Colombia

**Title:** *Project 1 The Role of LaNt  $\alpha$ 31 in Corneal Limbal Stem Cell Activation*

**Tobi Oyewole**, UK

**Title:** *Outcome of Combined Topical Treatment of Cystoid Macular Edema Using Corticosteroids and Non-Steroidal Anti-Inflammatory Eye Drops, Optical Coherence Tomography Based Study*

**Rawya Abdelhadi Diab**, Sudan Eye Hospital, Sudan

**Title:** *Atypical Herpes simplex virus keratitis with clinical case illustrations*

**Sreedharan Athmanathan**, Rainbow Children’s Hospital, India

**Title:** *Phacoemulsification as a treatment modality for occludable angles*

**Divya Jain**, India

**Title:** *Ocular Surface Changes after Simultaneous Limbal relaxing Incisions With Cataract Surgery*

**Mohamed Attia Ali**, Minia University, Egypt

**Title:** *Bevacizumab as an adjunct to 23 Gauge pars plana vitrectomy for diabetic retinopathy in Northern India. A*

**Rajwinder Bhattal**, Gian Sagar Medical College and Hospital, India

**Title:** *Ologen Implant : A replacement for MMC?*

**Ritesh Verma**, Regional Institute of Ophthalmology, India

**\*\*\*Speaker slots available\*\*\***

**The under reviewed abstracts are not added in the tentative program**

**NOTE:** Program Schedule is subject to change with final allotment of the speaker slots



# Conference Highlights

- Clinical Ophthalmology
- Retina and Retinal Disorders
- Pediatric Ophthalmology
- Ophthalmology Practice
- Ophthalmology Surgery
- Cornea & Corneal Diseases
- Optometry and Vision Science
- Neuro-Ophthalmology
- Glaucoma: Visual Field Loss
- Ocular Microbiology and Immunology
- Ophthalmology Novel Approaches
- Ophthalmic Research and Drug Delivery
- Entrepreneurs Investment Meet
- Ophthalmologists Career & Training
- Optometrists Courses & Education
- Nano-Ophthalmology


**For detailed sessions, please visit:** <http://ophthalmology.conferenceseries.com/>

**Submit your abstract online at:** <http://ophthalmology.conferenceseries.com/abstract-submission.php>

**Register online:** <http://ophthalmology.conferenceseries.com/registration.php>



## Ophthalmology 2016





# Plan your Trip to Zurich, Switzerland



Fraumunster Church



Kunsthaus Museum



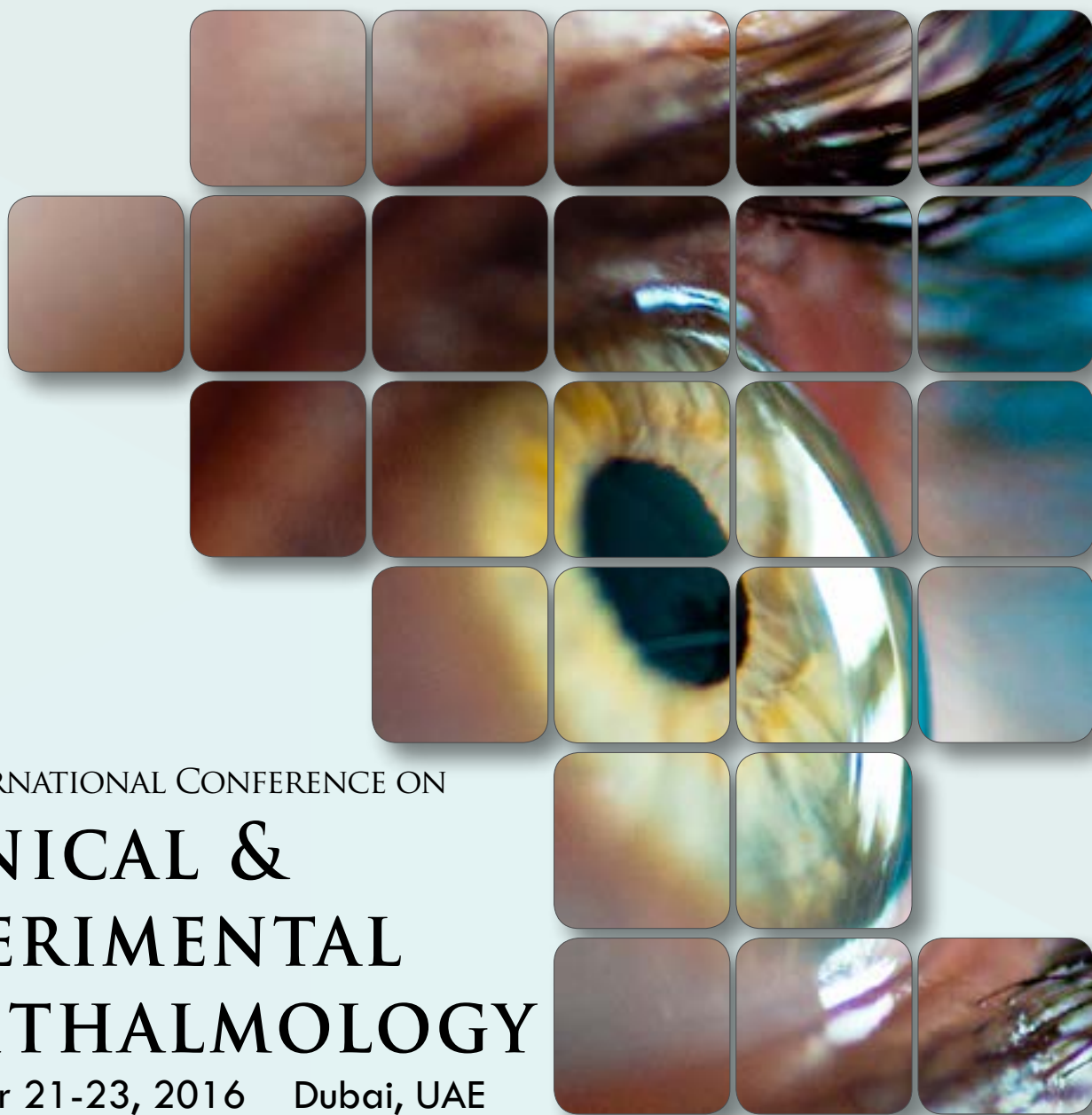
Lake Zurich



Swiss National Museum



Zurich Opera House



10<sup>TH</sup> INTERNATIONAL CONFERENCE ON  
**CLINICAL &  
EXPERIMENTAL  
OPHTHALMOLOGY**  
November 21-23, 2016    Dubai, UAE

**Hosting Organizations: Conference Series LLC**

2360 Corporate Circle., Suite 400 Henderson, NV 89074-7722, USA

Ph: +1-702-508-5200 Ext: 8035, Fax: +1-650-618-1417, Toll free: +1-800-216-6499

**Conference Series Ltd**

Heathrow Stockley Park Lakeside House, 1 Furzeground Way, Heathrow, UB11 1BD, UK, Tel: +1-800-216-6499

Email: [ophthalmology@ophthalmologyconferences.com](mailto:ophthalmology@ophthalmologyconferences.com) ; [ophthalmology@ophthalmologyconferences.org](mailto:ophthalmology@ophthalmologyconferences.org)

Day 1

November 21, 2016

Registrations

Salon II III

conference**series**.com

# Opening Ceremony

## Keynote Session

### Introduction

**Title: Diabetic retina: Macula and beyond**

**Faruque Ghanchi**, Bradford Ophthalmology Research Network (BORN), UK

**Title: Glaucoma treatment: Novel drugs and devices on the horizon**

**Naj Sharif**, Santen Inc., USA

Networking & Refreshment Break

## Special Teaching Course

**Teaching Course on Primary Retinal Detachment:**

**Diagnostics, Options for Repair and their Comparison. Quiz of Retinal Detachments**

**By Prof. Ingrid Kreissig MD, Prof. h.c., University of Mannheim - Heidelberg, Germany**

### 1. DIAGNOSTICS OF RETINAL DETACHMENTS

**Moderators: Prof. Ingrid Kreissig (Germany) & S Mennel (Austria)**

- 1.1 **Title: The 4 Rules to find the primary break**  
**Prof. Ingrid Kreissig**, University of Mannheim - Heidelberg, Germany
- 1.2 **Title: Ambulatory binocular occlusion: Retinal detachment, vitreous hemorrhage**  
**Thorsten Boeker**, Germany

### 2. MINIMAL SCLERAL BUCKLING WITHOUT DRAINAGE

- 2.1 **Title: Surgical technique of segm. buckling (video), optimal tamponade of break, complications, long-term anatomic and functional results**  
**Stefan Mennel**, Austria
- 2.2 **Diff. diagnosis of residual fluid**  
**Vincenzo Ferrara**, Infermi Hospital, Italy

### 3. INTRAOCULAR GAS-OP

**Moderators: Thorsten Boeker, Germany and Vincenzo Ferrara, Infermi Hospital, Italy**

- 3.1 **Title: Pneumatic retinopexy for uncomplicated detachments**  
**Thorsten Boeker**, Germany

### 4. MAXIMAL SCLERAL BUCKLING WITH DRAINAGE + I.O. INJECTION

- 4.1 **Title: Circular buckle +/- segm. buckle+ drainage: Evolution, complications, long-term results**  
**Prof. Ingrid Kreissig**, University of Mannheim - Heidelberg, Germany

### 5. VITRECTOMY

- 5.1 **Title: Primary vitrectomy: Indications, complications, results**  
**Thorsten Boeker**, Germany

### 6. MINIMAL SCLERAL BUCKLING

- 6.1 **Title: Reoperation: The 4 Rules to find the undetected break**  
**Prof. Ingrid Kreissig**, University of Mannheim - Heidelberg, Germany
- 6.2 **Title: How to minimize risk of PVR**  
**Vincenzo Ferrara**, Infermi Hospital, Italy

### 7. COMPARISON OF PRESENT TECHNIQUES FOR DETACHMENT

- 6.2 **Title: Pneumatic retinopexy vs. minimal segmental scleral buckling vs. extensive scleral buckling vs. prim. ppv: morbidity, economic implications**  
**Stefan Mennel**, Austria



## 8. QUIZ: PRESENTATION OF RETINAL DETACHMENTS FOR DISCUSSION

### Group Photo

Lunch Break @ Market Place

**Major Sessions: Retina & Retinal Disorders | Cornea & External Eye Disease | Ophthalmology Surgery**

**Session Chair: Christiane I. Falkner-Radler**, Rudolf Foundation Hospital, Austria

**Session Co-Chair: Stefan Mennel**, Austria

### Session Introduction

**Title: Binocular occlusion prior to retinal detachment surgery - A tomographic analysis by OCT**

**Stefan Mennel**, Austria

**Title: Visual and refractive outcomes of combined excimer laser ablation with corneal collagen cross linking in subclinical keratoconus**

**Talal Althomali**, Taif University, Saudi Arabia

**Title: Femtosecond laser or mikrokeratom - What to choose in LASIK?**

**Kristina Mikek**, Morela Okulisti, Center for Eye Refractive Surgery, Slovenia

**Title: MICS with toric intraocular lenses in keratoconus: Outcomes and predictability analysis of postoperative refraction**

**Felipe A Soria**, Instituto de la Visión, Mexico & Visum Corporacion Alicante, Spain

**Title: Mohs micromographic surgery vs wide excision and late reconstruction for periocular basal cell carcinoma treatment**

**Radwan Almousa**, Chelsea and Westminster Hospital, UK

**Title: 27-Gauge vitrectomy for vitreoretinal disorders**

**Christiane I. Falkner-Radler**, Rudolf Foundation Hospital, Austria

### Networking & Refreshment Break

**Title: Clinical results of trifocal intraocular lenses following femtosecond laser-assisted cataract surgery**

**Hiroko Bissen-Miyajima**, Tokyo Dental College, Japan

**Title: Role of oral rifampicin in central serous chorioretinopathy (CSCR): Study of 31 cases**

**Sameen Afzal Junejo**, Liaquat University Of Medical and Health Sciences, Pakistan

**Title: ReLEx smile-Personal experience from more than 7000 treatments**

**Sven Asp**, Copenhagen Eye Centre & Aarhus University Hospital, Denmark

**Title: Femtosecond laser assisted cataract surgery followed by coaxial phacoemulsification or microincisional cataract surgery: Differences and advantages**

**Irina Mocanu**, CMI Dr Mocanu Irina, Romania

**Title: Central corneal thickness and crystalline lens changes after trabeculectomy**

**Mustafa Kamal Junejo**, Isra Postgraduate Institute of Ophthalmology, Pakistan

**Title: Phacoemulsification, phaco/MICS and ECCE through temporal approach in hard cataracts**

**Sameen Afzal Junejo**, Liaquat University Of Medical and Health Sciences, Pakistan

### Panel Discussion

### Salon II III

**Day 2**

**November 22, 2016**

## Keynote Session

**Title: Safe land with small pupils**

**Ashraf Armia Balamoun**, Al Watany Eye Hospital, Egypt

**Title: Criticizing and exploration: Study of trans-lamina cribrosa pressure gradient in POAG**

**Ningli Wang**, iCOP study Group, China

### Special Session

**Title: Mesothelial cells: A cellular surrogate for tissue engineering of corneal endothelium**

**Felipe Soria**, Instituto de la Visión, Mexico & Visum Corporacion Alicante, Spain

### Networking & Refreshment Break

**Major Sessions: Pediatric Ophthalmology | Neuro-Ophthalmology | Clinical Ophthalmology**

**Session Chair: Najeeb Haykal**, Gwynedd Hospital, UK

**Session Co-Chair: Talal Althomali**, Taif University, Saudi Arabia

### Session Introduction

**Title: Falsification of listing law of eye movements**

**Nadim Sradj**, Germany

**Title: Fluorescein angiography for aggressive posterior retinopathy of prematurity**

**Alexandra Vydrina**, MNTK Eye Microsurgery, Russia

**Title: Particularities of the anti VEGF treatment in children**

**Diana Cormos**, Ocusan Eye Clinic Brasov, Romania

**Title: Posterior chamber toric phakic intraocular lens implantation for the correction of astigmatic anisometropia and treatment of amblyopia**

**Talal Althomali**, Taif University, Saudi Arabia

**Title: Pediatric cataracts: Combined clear corneal and pars plicata approach**

**Huseyin Yetik**, Istanbul University, Turkey

**Title: Photophobia: What, where & how?**

**Najeeb Ghalib Haykal**, Gwynedd Hospital, UK

**Lunch Break**

**Title: Efficacy of topical dorzolamide 2% in diabetic cystoid macular edema**

**Amani Badawi**, Mansoura University, Egypt

**Title: Inbreeding and morbi-mortality, Short literature review from an exceptional association of Usher's syndrome and Von Recklinghausen's neurofibromatosis**

**Pepin Williams Atipo-Tsiba**, Marien Ngouabi University, Republic of Congo

**Title: Analysis of adverse effect caused by AAV-2 encoded modified Volvox channelrhodopsin-1 gene therapy**

**Eriko Sugano**, Iwate University, Japan

**Title: Pterygium excision with conjunctival autograft using various techniques**

**Aman Khanna**, Khanna Eye Centre, India

**Title: Visual Impairment in patients with Leprosy in Adilabad district in South India**

**Ravi Kumar Chukka**, Community Health & Nutrition Cluster Office, India

**Title: Post-operative endophthalmitis: Prevention and protocols**

**Vineet Ratna**, Sankara Nethralaya, India

**Title: Awareness assessment of diabetic eye health in a tertiary hospital in Saudi Arabia**

**Lujain Alkhalifa**, Al Faisal University, KSA

**Panel Discussion**

**Coffee Break Followed by Poster Presentations at Foyer**

- P01** **Title: Estimate of the knowledge and attitude of contact lenses users and the frequency of its complications among a sample of the population of Riyadh City, Saudi Arabia**  
**Omar Saleh Alobaidan**, Al-Imam University, KSA
- P02** **Title: Mucus membrane grafting for cicatricial ectropion in ichthyosis**  
**Manar Aljebreen**, King Saud University, KSA
- P03** **Title: Assessment of patient's satisfaction after cataract surgery in a tertiary hospital**  
**Faisal Sager Alanazy**, Imam Muhammad bin Saud Islamic University, KSA
- P04** **Title: Indications of enucleation and evisceration in a tertiary eye hospital in Riyadh, a 10-year experience**  
**Nada AlMadhi**, King Saud University, KSA
- P05** **Title: Autologous serum eye drop in refractory neurotrophic corneal ulcer: A case report**  
**Poonam Lavaju**, B.P. Koirala Institute of Health Sciences, Nepal
- P06** **Title: Study of biochemical parameters in diabetic subjects with and without diabetic retinopathy**  
**Poonam Lavaju**, B.P. Koirala Institute of Health Sciences, Nepal
- P07** **Title: Laser pointer retinopathy**  
**Nawaf Almegbel**, King Abdulaziz Medical City, KSA
- P08** **Title: Evaluation of corneal rigidity and symmetry after UV corneal crosslinking for keratoconus**  
**Hanan Khalid Abdullah Mofty**, King Saud University, KSA
- P09** **Title: Corneal Toxicity induced by self application of latex of *Calotropis procera* and analysis of its compositions**  
**Huda Alghadeer**, King Khaled Eye Specialist Hospital, KSA
- P10** **Title: *Mycobacterium abscessus* scleritis after a Baerveldt glaucoma implant**  
**Asma AlKheraiji**, King Saud University, KSA
- P11** **Title: Anatomic-topographic relationships of anterior eye segment structures in children with active stages of retinopathy of prematurity**  
**Elena Erokhina**, MNTK Eye Microsurgery, Russia
- P12** **Title: Primary and secondary intraocular lens implantation in congenital cataract surgery: A comparative study of the visual outcomes**  
**Abrar Alhawsawi**, King AbdulAziz University Hospital, KSA

**Poster Presentations at Foyer**



- P13** **Title: The effect of senofilcon-A mechanical protector on corneal endothelial damage during phacoemulsification in rabbit eyes**  
Young Keun Han, Seoul National University Boramae Medical Center, Korea
- P14** **Title: Comparative study of outcome of probing in children of different age groups with congenital nasolacrimal duct obstruction**  
Ankita Gupta, Khanna Eye Centre, India
- P15** **Title: Improved transduction efficiencies of modified volvox-derived channelrhodopsin-1 gene by synthetic cell-permeable peptides**  
Hiroshi Tomita, Iwate University, Japan
- P16** **Title: Diagnosis of giant cell arteritis: Is temporal artery biopsy essential in all suspected cases?**  
Charikleia Papandreou, East and North Hertfordshire NHS Trust, UK
- P17** **Title: Attitude and practice of Saudi population toward self-medication with over the counter (OTC) ophthalmic preparations**  
Amjaad al Harbi, Qassim University, KSA
- P18** **Title: Congenital ptosis, scoliosis, and malignant hyperthermia susceptibility in siblings with recessive RYR1 mutations**  
Amani Albakri, King Khaled Eye Specialist Hospital, KSA
- P19** **Title: Kissing nevus with ocular melanosis: a case report in Hail region, Saudi Arabia**  
Rakan M Algorinees, Hail University, KSA
- P20** **Title: Analysis of ophthalmological accident and emergency cases presented to a referral hospital in Saudi Arabia**  
Majeedah Alotaibi, King Saud Medical City, KSA
- P21** **Title: New approaches to treatment of posttraumatic orbital defects and deformities using CAD/CAM technology**  
Oxana Petrenko, P. L. Shupik National Medical Academy of Postgraduate Education, Ukraine
- P22** **Title: 3<sup>rd</sup> generation refractive surgery: Long term safety and efficacy of small incision lenticule extraction**  
Moones Abdalla, Egypt
- P23** **Title: Thiol/disulphide homeostasis in patients with keratoconus by a novel assay**  
Bayram Gulpamuk, Ulucanlar Eyes Training and Research Hospital, Turkey
- P24** **Title: Prevalence of refractive errors and associated risk factors among primary school students in Jazan male population**  
Mohannad Faisal Tobaigy and Wael Ali Otaif, Jazan University, Saudi Arabia

## Day 3 November 23, 2016

### Salon II III

#### Major Sessions: Ocular Microbiology & Immunology | Novel Approaches to Ophthalmology Therapeutics

Session Chair: Ashraf Armia Balamoun, Al Watany Eye Hospital, Egypt

#### Session Introduction

**Title: Ocular disorders in onchocerciasis**

Pepin Williams Atipo-Tsiba, Marien Ngouabi University, Republic of Congo

**Title: Reproducibility of flap thickness in sub-Bowman keratomileusis using a mechanical microkeratome**

Talal Althomali, Taif University, Saudi Arabia

#### Networking & Refreshment Break

**Title: Challenging decision in traumatic anterior segment cases**

Ashraf Armia Balamoun, Al Watany Eye Hospital, Egypt

**Title: Characterization of the genes underlying Usher Syndrome in Saudi Arabian population**

Khushnooda Ramzan, King Faisal Specialist Hospital and Research Centre, Saudi Arabia

**Title: To assess the prevalence of amblyopia among the pediatric patients visiting ophthalmology outpatient department at our tertiary care centre**

Divya Vakharia, Smt. Kashibai Navale Medical College and General Hospital, India

**Title: Study of ocular manifestations in HIV positive patients at a tertiary care center in Kumaon region, Uttarakhand, India**

G S Titiyal, Government Medical College, India

#### Young Researchers Forum

Session Chair: Felipe Soria, Instituto de la Visión, Mexico & Vissum Corporacion Alicante, Spain

#### Session Introduction

**Title: Diabetic retinopathy: Knowledge, awareness and practices of physicians in primary-care centers in Riyadh, Saudi Arabia**

**Raghad Alrasheed**, King Abdul-Aziz University Hospital, KSA

**Title: Solitary fibrous tumor of the lacrimal gland: A clinicopathological review of all reported cases in comparison to the salivary gland**

**Omar Saleh Alobaidan**, Al-Imam University, KSA

**Title: Prediction of post phacoemulsification visual acuity in patients with different degree of lens opacity using Heine retinometer**

**Danya Alturkistani**, Umm Al Qura University, KSA

**Lunch Break**

**Title: Prevalence, habits and outcomes of wearing contact lenses among medical students at King Abdulaziz University, Jeddah, Saudi Arabia**

**Hadeel Seraj**, King Abdul Aziz University, KSA

**Title: Prevalence of visual impairment and predictors of poor vision among older adults in Saudi Arabia, national survey**

**Sulaiman ALTariqi**, Imam Mohammed Bin Saud School of Medicine, KSA

**Title: Central corneal thickness: A cross-sectional study over a normal Indian population**

**Gloria George**, Manipal University, India

**Title: Depression, anxiety and early presbyopia in Saudi female**

**Almaha Saleh Almutlaq**, King Faisal University, KSA

**Title: Smartphone indirect ophthalmoscopy: Evolution and progress**

**Zain Irfan Khatib**, Karnataka Institute of Medical Sciences, India

**Title: Combined femtosecond laser assisted intracorneal rings (ICR) implantation and cross linking for keratoconus management: Safety, visual outcome and corneal biomechanics changes**

**Moones Abdalla**, Egypt

**Title: Incision on incision technique of wound closure in phacoemulsification**

**Sambhav Kumar**, Sharp Sight Hospital, India

**Thanks Giving & Closing Ceremony**

## Bookmark your dates

16<sup>th</sup> International Conference On

# Clinical & Experimental Ophthalmology

November 17-19, 2017 Zurich, Switzerland

e-mail: [ophthalmology@ophthalmologyconferences.com](mailto:ophthalmology@ophthalmologyconferences.com) ; [ophthalmology@ophthalmologyconferences.org](mailto:ophthalmology@ophthalmologyconferences.org)

Website: [ophthalmology.conferenceseries.com](http://ophthalmology.conferenceseries.com)

### Conference Series LLC

2360 Corporate Circle, Suite 400  
Henderson, NV 89074-7722, USA  
Ph: +1-888-843-8169  
Fax: +1-650-618-1417  
[america@conferenceseries.com](mailto:america@conferenceseries.com)

### Conference Series Ltd.

57 Ullswater Avenue, West End  
Southampton, Hampshire  
United Kingdom, SO18 3QS  
Toll Free: +1-800-216-6499  
[europe@conferenceseries.com](mailto:europe@conferenceseries.com)

### OMICS International

6<sup>th</sup> Floor, North Block, Divyasree  
Building, Raidurg Hyderabad,  
Telangana, INDIA-500032  
Tel: +91-40-33432300  
[asiapacific@conferenceseries.com](mailto:asiapacific@conferenceseries.com)

### Toll free

USA & Canada: +1-800-216-6499  
Australia: +1-800-651-097  
Europe: 0805-080048

## *Scientific Program*

International Conference and Expo on

# **Optometry and Vision Science**

**October 20-22, 2016    Rome, Italy**



**Hosting Organizations: Conference Series LLC**

2360 Corporate Circle., Suite 400 Henderson, NV 89074-7722, USA

Ph: +1-702-508-5200 Ext: 8035, Fax: +1-650-618-1417, Toll free: +1-800-216-6499

**Conference Series Ltd**

Heathrow Stockley Park Lakeside House, 1 Furzeground Way, Heathrow, UB11 1BD, UK, Tel: +1-800-216-6499

Email: [optometry@ophthalmologyconferences.com](mailto:optometry@ophthalmologyconferences.com), [optometry@ophthalmologyconferences.org](http://optometry@ophthalmologyconferences.org)



Day 1

October 20, 2016

Registrations

Appia 2-30 Theater

conference**series**.com

# Opening Ceremony

## Keynote Forum

**Title: Telemedicine and Ophthalmology**

**Antonio Carlos Centelhas**, Nise da Silveira Hospital

### Group Photo

**Sessions:**

**Optometry Research | Refractive Errors and Disorders | Glaucoma : Visual Field Loss**

**Session Chair: Sowmya Srinivas**, Dartmouth Hitchcock Medical Center, USA

**Title: Haptic-visual transfer in children with treatable congenital blindness**

**Sowmya Srinivas**, Dartmouth Hitchcock Medical Center, USA

**Coffee Break**

**Title: Evaluation of visual field and PERG parameters of glaucomatous patients under oral supplement of forskolin, magnesium, homotaurin, l-carnosin, vitamins B1, B2, B6 and folic acid**

**Italo Giuffre**, Catholic University of Roma, Italy

**Title: Melanopsin pathway control in the human retina and the relationship with traumatic photalgia**

**Christopher W Tyler**, City University of London, UK

**Title: Macular thickness in type 2 diabetics without retinopathy and its correlation with contrast sensitivity at low spatial frequencies**

**Shroug M Aldaham**, Complutense University of Madrid, Spain

**Title : With the rule astigmatism (WTRA) in congenital horizontal jerky nystagmus (CHJN)**

**J U Seekkubadu**, National Eye Hospital, Sri Lanka

**Lunch Break**

**Sessions:**

**Novel Approaches To Optometric Therapeutics | Dry Eyes | Optometry Instruments | Optometry Meetings**

**Session Chair: Italo Giuffre**, Catholic University of Roma, Italy

**Session Introduction**

**Title: Use of tears as a source of biomarkers for disease**

**Mark DP Willcox**, University of New South Wales, Australia

**Title: Comparative study of the ocular surface and tear film on computer users and contact lenses wears**

**Luis Fernando Barba Gallardo**, Universidad Autónoma de Aguascalientes, Mexico

**Title: The effects of part time & non-exposure to air-conditioned environment on tears**

**Tran Thi Kim Ngan**, Hai Yen Eye Clinic, Vietnam

**Title: Management of fusion loss in anisometropia - A longitudinal study**

**J.U.Seekkubadu**, National Eye Hospital, Sri Lanka

**Coffee Break**

**Title : Dry Age-Related Macular Degeneration Associations with; systemic disorders**

**Amila Chandrasekera**, Vision Care Optical Services PVT LTD, Sri Lanka

**Title: The role of central corneal thickness measurement in the clinical evaluation of glaucoma**

**Kumale Tolesa Daba**, Jimma University , Ethiopia

**Title: Geometric phase liquid crystal phase shifter: A novel technique for rapid full-field optical coherence tomography**

**Maitreyee Roy**, The University of New South Wales, Australia

**Panel Discussion**

Day 2

October 21, 2016

Appia 2-30 Theater

## Keynote Forum

**Title: Developments in confocal imaging of the eye**

**Colin Sheppard**, Italian Institute of Technology, Genova Italy

### Workshop

**Title:TransPRK A no-Touch procedure to refractive surgery – Two years study**

**Antonio Carlos Centelhas**, Nise da Silveira Hospital, Brazil

**Coffee Break**

**Sessions: Medical Optics | Research Trends in Surgical and Medical Optometry**

**Session Chair: Bonnie Molloy**, Bridgeport Anesthesia Associates, USA

**Session Introduction**

**Title: Early detection and prevention of rising intraocular pressure: A protocol and utilization of a standardized observation scale and treatment interventions**

**Bonnie Molloy**, Bridgeport Anesthesia Associates, USA

**Title: Blue Blocking Lenses and Their Effect on Colour Vision**

**Maitreyee Roy**, The University of New South Wales, Australia

**Title: The case for and against the defensive optometrist**

**Faraz Farooq Saleem**, Oxford LOC, UK

**Title: Overnight wearing ortho-K contact lenses in 40 patients at Hai Yen Eye Center, Vietnam**

**Nguyen Duc Trong**, Hai Yen Eye Clinic, Vietnam

**Lunch Break**

**Sessions**

**Eye Movements | Visual Field Testing | Optometrists Courses and Education**

**Session Chair: Christopher W Tyler**, City University of London, UK

**Session Introduction**

**Title: Sports vision-helping so many has never been so much fun!**

**Jeremy A Ciano**, Revolution EYES and Little EYES,USA

**Title: The myopia epidemic: What Can We Do?**

**Katherine Schuetz**, RevolutionEYES and Little Eyes, USA

**Title: Metrics, momentum, and medical success-embracing business metrics will allow for better clinical care, more fun in the workplace, and increased profits.**

**Jeremy A. Ciano**, Revolution Eyes and Little Eyes, USA

**Title: Medical retina a new challenge for optometry**

**Daniel Valverde Solis**, University of Guayaquil, Ecuador

**Coffee Break**

**Title: A new and comprehensive look at bilateral astigmatism: Rule similarity and symmetry patterns of the astigmatism axes in fellow eyes**

**Amir Asharlous**, Mashhad University of Medical Sciences, Iran

**Panel Discussion**

**Poster Presentations**

- P 1** **Title: The effect of stimulus type and size on the quality of eye movement data in patients with infantile nystagmus**  
**Asma A A Zahidi**, Cardiff University, UK
- P 2** **Title: Inhibitory effects of rosmarinic acid on pterygium epithelial cells via redox imbalance and induction extrinsic and intrinsic apoptosis**  
**Ya-Yu Chen**, Chung Shan Medical University, Taiwan
- P 3** **Title: Objective refraction measurement variations with off the axis retinoscopy**  
**Amila Sampath Chandrasekera**, Vision Care Optical Services PVT LTD, Sri Lanka
- P 4** **Title: Relationship between macula pigment optical density and visual performances in patients with Drusen maculopathy**  
**Amila Sampath Chandrasekera**, Vision Care Optical Services PVT LTD, Sri Lanka
- P 5** **Title: Intercortical inhibition in area of extrastriate cortex in strabismus**  
**Monika Czańska**, Adam Mickiewicz University of Poznań, Poland
- P 6** **Title: Comparison of cortical activation evoked by volitional vergence and saccade eye movements**  
**Monika Wojtczak-Kwaśniewska**, Adam Mickiewicz University of Poznań, Poland
- P 7** **Title: Spherical refractive error measurement using a holographic multi-vergence target (MVT)**  
**Maitreyee Roy**, The University of New South Wales, Australia

**Day 3      October 22, 2016**

**Scientific Relations and Networking**

**Coffee Break**

**Scientific Relations and Networking**

**Lunch Break**

**Closing Ceremony**





**conference**series.com

592<sup>nd</sup> Conference

*Scientific Program*

International Conference and Expo on

# Cataract and Optometrists Meeting

August 04-05, 2016 Manchester, UK



**Hosting Organizations: Conference Series LLC**

2360 Corporate Circle., Suite 400 Henderson, NV 89074-7722, USA

Ph: +1-702-508-5200 Ext: 8044, Fax: +1-650-618-1417, Toll free: +1-800-216-6499

**Conference Series Ltd**

Heathrow Stockley Park Lakeside House, 1 Furzeground Way, Heathrow, UB11 1BD, UK, Tel: +1-800-216-6499

Email: [cataract@ophthalmologyconferences.com](mailto:cataract@ophthalmologyconferences.com); [optometrists@insightconferences.com](mailto:optometrists@insightconferences.com)

Day 1

August 04, 2016

Registrations

Cheltenham Room

conference**series**.com

# Opening Ceremony

## Keynote Forum

### Introduction

**Title:** *In vitro* testing to show what actually does work to increase safety and efficiency in cataract surgery

**Randall J Olson**, University of Utah John A Moran Eye Center, USA

**Title:** Refractive lens exchange with implantation of premium intraocular lenses

**Iva Dekaris**, University Eye Hospital 'Svjetlost', Croatia

Panel Discussion 5 minutes

Networking and Refreshments Break

Workshop

**Title:** Congenital cataract surgery

**Michael O' Keefe**, Mater Private Hospital, Republic of Ireland

Special Session

**Title:** How to Make Money from Cataracts

**Mark Fountain**, Healthcare Business Solutions, UK

**Jon Bhargava**, Ophthalmologist, UK

**Sessions:** Cataracts | Cataract Surgery

**Session Chair:** Johny E Moore, University of Ulster, UK

Session Introduction

**Title:** Cataract – The dawning of a new age in its prevention and treatment

**Roy A Quinlan**, University of Durham, UK

**Title:** Congenital cataract as a cause of visual impairment

**F Nienke Boonstra**, Radboud University Nijmegen, The Netherlands

Lunch Break @ Source

**Title:** A 10 year review of pediatric cataract surgery outcomes at Singapore National Eye Centre (SNEC) and Kandang Kerbau Children's Hospital (KKH)

**Quah Boon Long**, Singapore National Eye Centre, Singapore

**Title:** Can we reach a safe land with these cases

**Ashraf Armia Balamoun**, Al Watany Eye Hospital, Egypt

**Title:** Femtolasers assisted cataract surgery versus phacoemulsification for treatment of cataract

**Adekunle Olubola Hassan**, Eye Foundation Hospital, Nigeria

**Title:** Intra operative floppy iris syndrome in cataract surgery.

**Annavaijhala Venkatachalam**, Hyderabad Eye Hospital, India

Panel Discussion

**Sessions:** Risk associated with cataract surgery | Benefits, cost and management of cataract & refractive surgery

**Session Chair:** Stephen Russell, University of Iowa, USA

Session Introduction

**Title:** A new complication of cataract surgery: Hemorrhagic occlusive retinal vasculitis

**Stephen Russell**, University of Iowa, USA

Networking and Refreshment Break

**Title:** Complications associated with cataract surgery

**Rehab Ismail**, James Cook University Hospital, UK

**Title:** Risk factors associated with cataract surgery :An analytical overview

**Subhash Mishra**, Directorate of Health Services-Chhattisgarh, India

**Title:** How to Manage Complications of flap in Z Lasik Surgery

**Sophia Pujiastuti**, Fatmawati Hospital, Indonesia

**Title:** Management of cataract surgery in Pseudo Exfoliation Syndrome

**Sidi Mohammed Ezzouhairi**, Glaucoma Center, Morocco

Day 2

August 05, 2016

Cheltenham Room

## Keynote Forum

**Title: Topographically-guided laser-in-situ keratomileusis for myopia using a customized aspheric treatment zone**

**Paul Dougherty**, Dougherty Laser Vision, USA

### Panel Discussion

### Special Session

**Title: IOL Monovision: Pearls, pitfalls and contraindications**

**Fuxiang Zhang**, Downriver Optimeyes Super Vision Center, USA

### Panel Discussion

### Session: Intraocular Lenses (IOLs)

**Session Chair: Roy A Quinlan**, University of Durham, UK

### Session Introduction

**Title: Optimize quality of vision using asymmetric multi-focal IOLs**

**Johnny E Moore**, University of Ulster, UK

**Title: Contact lenses in Aphakic children**

**Serena X Wang**, UT Southwestern Medical Center, USA

### Networking and Refreshment Break @ Outside Room

**Title: Same-day bilateral sequential IOL surgery (SBSS)**

**Paul Dougherty**, Dougherty Laser Vision, USA

**Title: Crossed vs. conventional pseudophakic mono-vision: Patient satisfaction, visual function and spectacle independence comparison**

**Fuxiang Zhang**, Downriver Optimeyes Super Vision Center, USA

**Title: Safety and efficacy of the zeiss trifocal and trifocal toric IOL**

**Fayyaz Musa**, Cathedral and Huddersfield NHS Foundation Trust, UK

**Title: Secondary multifocal intraocular lens implantation in patient with white cataract**

**Peirong Lu**, The First Affiliated Hospital of Soochow University, China

### Lunch Break @ Source Grill

**Title: Comparative evaluation of 3 different toric intraocular lenses for efficacy and rotational stability: A prospective study**

**R K Bansal**, Government Medical College and Hospital, India

**Title: IOL calculation and binocular single vision**

**Sohair Gassim**, University of Al-Neelain, Sudan

### Panel Discussion

**Sessions: Refractive Surgery | Ophthalmology Community | Ophthalmology Practise**

**Session Chair: Brandon Rodriguez**, St. Luke's Cataract & Laser Institute, USA

**Title: Phakic Intraocular Lenses in refractive surgery**

**Michael O' Keefe**, Mater Private Hospital, Republic of Ireland

**Title: Utilization of amniotic membrane grafting for the optimization of the ocular surface prior to refractive cataract surgery**

**Brandon Rodriguez**, St. Luke's Cataract & Laser Institute, USA

**Title: Impact on patient satisfaction with laser vitreolysis in a general ophthalmology community**

**Paul I Singh**, Eye Centers of Racine & Kenosha, USA

**Title: Bifocals in down: A study on the effect of bifocals in children with down syndrome**

**Christine de Weger**, Donders Institute-Radboud University Nijmegen, The Netherlands

### Networking and Refreshment Break @ Outside Room

**Title: Evaluation of learning curve of ophthalmology residents when performing cataract surgery at tertiary care center.**

**A K Chandrakar**, Pt. JN Medical College, India

**Title: Impact of axial length and preoperative intraocular pressure on postoperative intraocular pressure changes in non-glaucomatous eyes following phaco-emulsification in a University Hospital, Riyadh, Saudi Arabia**

**Norah A Musallam**, King Saud University, Saudi Arabia

**Title: New techniques make us look forward**

**Ivanka J E van der Meulen**, Academic Medical Center, The Netherlands

**Title: Outcome of 100 phacoemulsification surgeries at Mohammad Al-Dossary Hospital Khobar, Saudi Arabia**

**Nisar Ahmed Khan**, Mohammad Dossary Hospital, Saudi Arabia


### Thanks giving & Closing Ceremony



Proceedings of

# Global Pediatric Ophthalmology Congress

June 06-07, 2016 London, UK



Conference Series LLC

2360 Corporate Circle, Suite 400 Henderson, NV 89074-7722, USA Ph: +1 702 508 5200 Ext: 8033

e-mail: [pediatricophthalmology@insightconferences.com](mailto:pediatricophthalmology@insightconferences.com); [pediatricophthalmology@conferenceseries.com](mailto:pediatricophthalmology@conferenceseries.com)

## Hall-B

conference**series**.com

## Opening Ceremony

## Keynote Forum

## Introduction

**Marcelo C Ventura**

Altino Ventura Foundation, Brazil

**Lisa Brothers Arbisser**

John A Moran Eye Center-University of Utah, USA

## Track 2: Retina &amp; Retinal Disorders

Session Chair: **Ronni M Lieberman**, Icahn School of Medicine, USA

## Session Introduction

**Title: Classification and treatment of vitreous seeds in retinoblastoma using intra-arterial and intra-vitreous techniques**

**Jasmine H Francis**, Memorial Sloan Kettering Cancer Center, USA

## Coffee Break

**Title: Topical anesthesia for treatment infants with retinopathy of prematurity**

**Pedro Mattar**, King Khaled Eye Specialist Hospital, Saudi Arabia

**Title: Intravitreal Bevacizumab in the Treatment of Retinopathy of Prematurity- the New Gold Standard?**

**Ronni M Lieberman**, Icahn School of Medicine, USA

**Title: Retinopathy of prematurity (ROP) in India and WINROP software**

**Kalpna Badami Nagaraj**, Minto Ophthalmic Hospital, India

**Title: Treatment of retinal capillary haemangioma using 810 nm infrared laser**

**Pochop Pavel**, Charles University in Prague, Czech Republic

**Title: Retinopathy of Prematurity - What's new about the pathogenesis and treatment?**

**Huseyin Yetik**, Istanbul University, Turkey

## Group Photo

## Lunch Break @ Orwells Restaurant

## Track 1: Pediatric Ophthalmology &amp; Research

## Track 3: Pediatric Cataracts

Session Chair: **Enrique Suarez**, King Khaled Eye Specialists Hospital, Saudi Arabia

## Session Introduction

**Title: Ophthalmic pathology in the offspring of pregnant women with gestational diabetes mellitus**

**Olga Alvarez-Bulnes**, Fundació Hospital de Nens de Barcelona, Spain

**Title: Keratoconus in pediatric patients**

**Enrique Suarez**, King Khaled Eye Specialists Hospital, Saudi Arabia

**Title: Cataract surgery in children with primary intraocular lens implant**

**Arturo Maldonado-Junyent**, Catholic University of Cordoba, Argentina

**Title: Sound eye versus amblyopic eye surgery for correction of unilateral sensory strabismus**

**Mohamed Mostafa Kamel Diab**, Ain Shams University, Egypt

**Title: Pediatric cataracts: Pearls and complications during surgery**

**Pedro Mattar**, King Khaled Eye Specialist Hospital, Saudi Arabia

**Title: Outcome of Cataract Surgery with Primary Intraocular Lens Implantation in less than Two-Year Age Group**

**Aygun Nabyeva**, Briz-L Eye Clinic Azerbaijan

**Title: The Ventura technique for lens subluxation**

**Marcelo C Ventura**, Altino Ventura Foundation, Brazil

**Title: Advanced intraocular retinoblastoma: First successful results without systemic chemotherapy**

**Sonia De Francesco**, University of Siena, Italy

## Coffee Break @ Foyer



## Panel Discussions

Day 2 June 07, 2016

### Hall-B

#### Keynote Forum

**Birgit Lorenz**

Justus-Liebig-University Giessen, Germany

**Special Session on Zika Virus "Ocular findings in infants with microcephaly after outbreak of Zika virus in Brazil"**

**Bruna V Ventura**, Altino Ventura Foundation, Brazil

**Track 4: Refractive Errors and Management**

**Track 5: Pediatric Glaucoma**

**Track 6: Neuro-Ophthalmology**

**Track 6: Dissociated Vertical Deviation (DVD)**

**Session Chair: Janardan Kumar**

#### Session Introduction

**Title: Activation of Rho-GTPase might be correlated with the pathophysiology of glaucoma**

**Janardan Kumar**, Becker College, USA

**Title: Papilloedema in children - now you see it now you don't**

**Samantha Harding**, Royal College of Ophthalmologists, UK

#### Coffee Break @ Foyer

**Title: Atropine to myopia control without photosensitive lens**

**Celso Marcelo Cunha**, Cuiabá University, Brazil

**Title: Infective and inflammatory eyelid disorders: Conventional and unconventional therapies to maintain eye health and avoid lid surgery**

**Anna Laura Giacomini**, Ophthalmoplastic Service Camposampiero Civil Hospital, Italy

**Title: Alteration of the immune system of the infant and its impact on vision**

**Daniel Valverde**, University of Guayaquil, Ecuador

**Title: The dynamics of the effects of catecholamine excite dumping syndrome in the recovery phase of visual impairment in children who suffered from pre, perinatal encephalopathy**

**Sevinj Salmanova**, National Center of Ophthalmology, Azerbaijan

**Title: Strabismus amblyopia in young Cameroonian children**

**Caroline Mvilongo Tsimi**, Yaounde Central Hospital, Cameroon

**Title: Neurobiological oriented treatment for amblyopia and amblyopia co-morbid with refractive squint, diplopia and headache**

**Jagmohan Dyal Singh**, India

#### Lunch Break @ Orwells Restaurant

**Title: Challenges in managing Paediatric Uveitis**

**William Ayliffe**, The Lister Hospital, UK

**Title: New concepts in vernal keratoconjunctivitis during childhood**

**Chris D. Kalogeropoulos**, University of Ioannina, Greece

**Title: New lamellar technique for keratoplasty in children**

**Arturo Maldonado-Junyent**, Catholic University of Cordoba, Argentina

**Title: Prospective comparative study for various treatment modalities of dissociated vertical deviation without inferior oblique over-action**

**Mohamed Mostafa Kamel Diab**, Ain Shams University, Egypt

#### Young Researchers Forum

**Title: Pediatric retinal detachments-Where do we stand?**

**Amrita Verma**, Dr. Verma Nursing Home, India

**Title: A cost benefit analysis of ROP screening at an urban tertiary Hospital in Makati city, Philippines**

**Mario Audie Sasongko**, Makati Medical Center, Philippines

#### Coffee Break & Poster Presentation @ Foyer

#### Poster Presentations

- P01** **Title: Bilateral retinoblastoma with extra-retinal diffusion: 2 cases series**  
**Caroline Mvilongo Tsimi**, Yaounde Central Hospital, Cameroon
- P02** **Title: Newly developed binocular treatment of amblyopia using head-mounted display**  
**Seong-Joon Kim**, Seoul National University College of Medicine, South Korea
- P03** **Title: A case report of optic disk drusen in the patient with partial trisomy 16q**  
**Morreale Bubella Raffaella**, University of Palermo, Italy

P04

**Title: Intravitreal bevacizumab (Avastin) with peripheral retinal cryotherapy for patients with posterior retinopathy of prematurity and vitreous hemorrhage**

**Mohamed Mostafa Kamel Diab, Ain Shams University, Egypt**

P05

**Title: Modifiable amplified rectus muscle transposition fine surgery with or without ciliary vessel sparing**

**Mohamed Mostafa Kamel Diab, Ain Shams University, Egypt**

P06

**Title: Role of the fibromuscular bundles of orbital connective tissues in unpredicted outcome following strabismus surgery by using peribulbar sensorimotor differential block**

**Mohamed Mostafa Kamel Diab, Ain Shams University, Egypt**

**Panel Discussion & Closing Ceremony**



**Bookmark your dates**

# **2<sup>nd</sup> Global Pediatric Ophthalmology Congress**

**June 26-28, 2017 Rome, Italy**

**e-mail: [pediatricophthalmology@insightconferences.com](mailto:pediatricophthalmology@insightconferences.com); [pediatricophthalmology@conferenceseries.com](mailto:pediatricophthalmology@conferenceseries.com)**

**Website: [pediatricophthalmology.conferenceseries.com](http://pediatricophthalmology.conferenceseries.com)**

**Conferenceseries LLC**

2360 Corporate Circle, Suite 400  
Henderson, NV 89074-7722, USA  
Ph: +1-888-843-8169  
Fax: +1-650-618-1417  
[contact@conferenceseries.com](mailto:contact@conferenceseries.com)

**Conferenceseries Ltd**

5716 Corsa Ave., Suite 110, Westlake  
Los Angeles, CA 91362-7354, USA  
Ph: +1-650-268-9744  
Fax: +1-650-618-1414  
[contact.americas@omicsonline.org](mailto:contact.americas@omicsonline.org)

**Omics International**

SEZ Unit, Building No. 20, 9th Floor  
APIIC Layout, HITEC City  
Hyderabad-500081, Telangana, INDIA  
Ph: 040-40131823, 040-47482222  
[contact.asiapacific@omicsonline.org](mailto:contact.asiapacific@omicsonline.org)

**Toll free**

USA & Canada: +1-800-216-6499  
Australia: +1-800-651-097  
Europe: 0805-080048

## Scientific Program

5<sup>th</sup> International Conference on

# Clinical & Experimental Ophthalmology

August 04-06, 2015 Valencia, Spain

Day 1

August 04, 2015

Registrations

Valencia-C



## Opening Ceremony

### Keynote Forum

#### Introduction

**Maria Dolores Pinazo Durán**

University of Valencia, Spain

**Jacob Lorenzo-Morales**

University of La Laguna, Spain

#### Track 1: Retina & Retinal Disorders

#### Track 2: Corneal & External Eye Disease

**Session Chair: Sarah Xin Zhang**, State University of New York, USA

**Session Co-Chair: Miguel Rechichi**, Magna Graecia University, Italy

#### Session Introduction

**Monitoring of high glucose-induced cell metabolic alteration of retinal microvascular endothelial cells with fluorescence lifetime imaging microscopy**

**Yoko Miura**, University of Luebeck, Germany

**Macular carotenoids current perspectives: Closing the generation gap**

**Vijaya Juturu**, OmniActives Health Technologies Inc., USA

#### Networking & Refreshment Break @ Foyer

**Endoplasmic reticulum homeostasis and inflammation in retinal müller cells**

**Joshua J Wang**, State University of New York, USA

**NF- $\kappa$ B and SP1 expression in AGEs exposed retina and influence of different neurotrophic factors on it**

**Guzel Bikbova**, Chiba University Graduate School of Medicine, Japan

**Curcumin is a natural angiogenic that inhibits hypoxia-induced VEGF release in retina cells**

**Dario Vasquez Zuloaga**, University de Chile, Chile

**New insights in the pathogenesis of retinal vein occlusions**

**Maneli Mozaffarieh**, University of Basel, Switzerland

**Manipulating ER chaperones and the UPR for neuroprotection in retinal diseases**

**Sarah Xin Zhang**, State University of New York, USA

#### Lunch Break @ Aqua

#### Workshop



## Tele-ophthalmology and tele-eye screenings

K Yogesan, Australian E-Health Research Centre, Australia

### Track 1: Retina & Retinal Disorders

### Track 2: Corneal & External Eye Disease

Session Chair: Sarah Xin Zhang, State University of New York, USA

Session Co-Chair: Miguel Rechichi, Magna Graecia University, Italy

#### Session Introduction

**Ultra-thin descemet stripping automated endothelial keratoplasty (UT-DSAEK) – Why I prefer this technique**

Iva Dekaris, University Eye Hospital 'Svjetlost', Croatia

**Femtosecond laser-assisted lens fragmentation: Effects on effective phaco time and postoperative corneal edema**

Inder Paul Singh, Eye Centers of Racine & Kanosha in Racine, USA

**Flammer-syndrome as one of the risk factors for GON**

Maneli Mozaffarieh, University of Basel, Switzerland

**New perspectives in non-invasive keratoconus treatment: Single or combined surgical strategy to improve vision through cornea reshaping**

Miguel Rechichi, Magna Graecia University, Italy

#### Networking & Refreshment Break @ Foyer

**Comparative study of results of standard corneal collagen crosslinking vs corneal crosslinking by iontophoresis of riboflavin**

Guzel Bikbova, Chiba University Graduate School of Medicine, Japan

**Combined phacoemulsification with express device: A procedure of choice in advanced open angle glaucoma**

Baswati Prasanth, Ahalia Hospital, UAE

**Use of new technologies and techniques in glaucoma with vulnerable optic disc**

Shahid Wahab, Dow University of Health Sciences, Pakistan

#### Special Session

**New perspectives in non-invasive keratoconus treatment: Improve vision through cornea reshaping**

Miguel Rechichi, Magna Graecia University, Italy

Day 2

August 05, 2015

Valencia-C

### Keynote Forum

**Francisco Javier Carreras**

University of Granada, Spain

**Janardan Kumar**

Becker College, USA

### Track 3: Glaucoma: Visual Field Loss

### Track 4: Neuro-Ophthalmology

### Track 6: Research Trends in Surgical and Medical Ophthalmology

Session Chair: Janardan Kumar, Becker College, USA

Session Co-Chair: Maria Dolores Pinazo Durán, University of Valencia, Spain

#### Session Introduction

**Targeting nitric oxide-cGMP signaling: Therapeutic potential in POAG**

Emmanuel Buys, Massachusetts General Hospital, USA

**Refractive lens exchange with implantation of trifocal or trifocal toric intraocular lens**

Iva Dekaris, University Eye Hospital 'Svjetlost', Croatia

**Immunohistochemistry of adheren junctions in the optic nerve head highlights potential fatal sites for aqueous humor-induced ionic stress and points to a new paradigm in glaucoma diagnosis and treatment**

Francisco Javier Carreras, University of Granada, Spain

**The LEA grating test in assessing detection grating acuity in normal infants less than 4 months of age**

Giovana Martini, State University of Campinas, Brazil

#### Refreshment @ Foyer followed by Poster Presentations

**Micro RNAs in tears as biomarkers for monitoring primary open-angle glaucoma**

Maria Dolores Pinazo Duran, University of Valencia, Spain

**Dynamics of compliance in glaucoma progression: A cross-sectional study comparing IOP and CCT devices followed by a longitudinal IOP and cup-to-disc ratio analysis**

Stanka Uzunova, Specialised private practice, Bulgaria

#### Lunch Break @ Aqua

**A comparison of three techniques of intraocular pressure measurements in normal eyes**

**Haya M Al Farhan**, King Saud University, Saudi Arabia

**Experimental study on myopia control of bilberry anthocyanins**

**Hongwei Deng**, Schenzen Eye Hospital, China

#### Instruction Course

**Customising surgical glaucoma treatment to the patient and their disease**

**Atul Bansal**, University Hospital Coventry & Warwickshire, UK

#### Panel Discussion

**Track 3: Glaucoma: Visual Field Loss**

**Track 4: Neuro-Ophthalmology**

**Track 6: Research Trends in Surgical and Medical Ophthalmology**

**Session Chair: Janardan Kumar**, Becker College, USA

**Session Co-Chair: Maria Dolores Pinazo Durán**, University of Valencia, Spain

**Inferotemporal dialysis, genetic reghmatogenous retinal detachment in the Andes?**

**Armando Sandoval Vaca**, Hospital Metropolitano- Clinivisión, Ecuador

Networking & Refreshment Break @ Foyer

**Prevention of blindness and use of transfer factors**

**Daniel Valverde**, Universidad de Guayaquil, Ecuador

**A comparative study between transplantation of conjunctival limbal autograft with mitomycin C and aminotic membrane transplantation with mitomycin C in re-current pterygium**

**Mohammed Othman Abdel Khalek El Sayed**, Cairo University School of Medicine, Egypt

**Uveitic macular edema: Pathophysiology and treatment update**

**Rola N Hamam**, American University of Beirut, Lebanon

**Grievance in teaching: Article (226) high court & article (32) supreme court Indian penal code applicable to all specialties**

**Katta S V**, Malla Reddy Medical College for Women, India

#### Young Research Forum

**Evaluation of calibration errors of Goldmann tonometers in university affiliated hospitals in Riyadh, KSA**

**Noor Al Anazi**, King Saud University, Saudi Arabia

**Vitrectomy for proliferative diabetic retinopathy, is it enough?**

**Rohit Sanjay Lul**, Dr. Agarwal's Eye Hospital, India

Day 3

August 06, 2015

#### Valencia-C

#### Special Session

**Future perspectives of glaucoma**

**Janardan Kumar**, Becker College, USA

**Track 5: Ocular Microbiology & Immunology**

**Track 7: Novel Approaches to Ophthalmology Therapeutics**

**Track 8: Ophthalmic Research and Drug Development**

**Session Chair: Jacob Lorenzo-Morales**, University of La Laguna, Spain

**Session Co-Chair: Kirti Singh**, Maulana Azad Medical College, India

#### Session Introduction

**Vitreous floaters-An under-appreciated and under treated problem: Patient satisfaction and complications of YAG vitreolysis**

**Inder Paul Singh**, Eye Centers of Racine & Kanosha in Racine, USA

**Edifice of adaptive strategies on foundations of science: Innovations necessary for children from eastern half**

**Kirti Singh**, Maulana Azad Medical College, India

**The efficacy of adalimumab stored in plastic vials at four degrees celsius and the effect of intravitreal adalimumab on the treatment of active non-infectious ocular inflammation**

**Rola N Hamam**, American University of Beirut, Lebanon

Networking & Refreshment Break

**Novel phaco-technique nucleus sculpting before hydrodissection**

**Mohamed A Nasr**, Cairo University, Egypt

**Study on security of the perilesional application of CIGB-128A (HeberFERON) in palpebral non melanoma skin cancers with surgical risk and aesthetic implications**

**Yaquelin Duncan Roberts**, Center for Genetic Engineering and Biotechnology, Cuba

#### Video Presentations



**Anti-VEGF in the treatment of diabetic macular oedema: A departmental study**

**Charikleia Papandreou**, Lister Hospital, UK

**Plasma rich in growth factors in eye drops for the treatment of ocular surface disease in patients with glaucoma**

**Ronald Sanchez Avila**, University of Oviedo, Spain

**Award Ceremony**

**Lunch Break @ Aqua**

**Poster Presentations**

- P01**      **Numerical modeling of refractive changes in diabetic subjects**  
**Robert Szuba**, Adam Mickiewicz University, Poland
- P02**      **A comparison between macular and retinal nerve fiber thickness in recovered and persistent unilateral amblyopia**  
**Sanaa Yassin**, University of Dammam, Saudi Arabia
- P03**      **BRCA1/2 mutations are not associated with risk of exudative age-related macular degeneration in ashkenazi jews**  
**Shirel Rossnewasser-Weiss**, Felsenstein Medical Research Center, Israel
- P04**      **Retinal safety studies of intravitreal injection of Rg1 ginsenosides on normal rabbit**  
**Lina Huang**, Shenzhen Eye Hospital, China
- P05**      **The associations of HLA-DP locus with Posner-Schlossman syndrome in Southern Chinese Han population**  
**Jun Zhao**, Shenzhen Eye Hospital, China
- P06**      **Complications of uveitis in children according to age: The risk of amblyopia**  
**Rola N Hamam**, American University of Beirut, Lebanon
- P07**      **New diagnostic approaches based on ocular manifestations and novel therapeutical interventions in Behcet disease**  
**Forough kheiry**, Islamic Azad University of Tehran, Iran
- P08**      **Efficacy of intravitreal ranibizumab injection in eyes with diabetic macular edema**  
**Norihiro Shimizu**, Chiba University Graduate School of Medicine, Japan
- P09**      **Dry form of age-related macular degeneration associations with; systemic disorders**  
**Amila Chandrasekera**, Vision Care Optical Service Pvt Ltd, Sri Lanka

**Award Ceremony**

